






COMPACT - UNDER SINK INSTALLATION

4960

GCU 1515 L52 RC



Model		Compact 15
Real Volume		15 L
Rated power		1500 W
Heating time Δt 45K (15 - 60°C)**80°C		0:31 h:min
Annual consumption of electricity AEC		571 kWh
Energy class		B
Height		0.399 m
Width		0.377 m
Depth		0.304 m
Mounting		Under sink
Load profile		XXS
V40		22 L
T _{out of the box}		60 °C
MAX40		27 L